

What's Up? Wednesday

EFNEP and CFHL, UC Staff Check-In

December 16, 2020



UNIVERSITY OF CALIFORNIA
Agriculture and Natural Resources

Today's Agenda

Guidelines for Online Education – *Updates!*

CATCH information

Distance Learning Check-In

Let's hear from Katie...

Guidelines for Online Education – *Updates!*

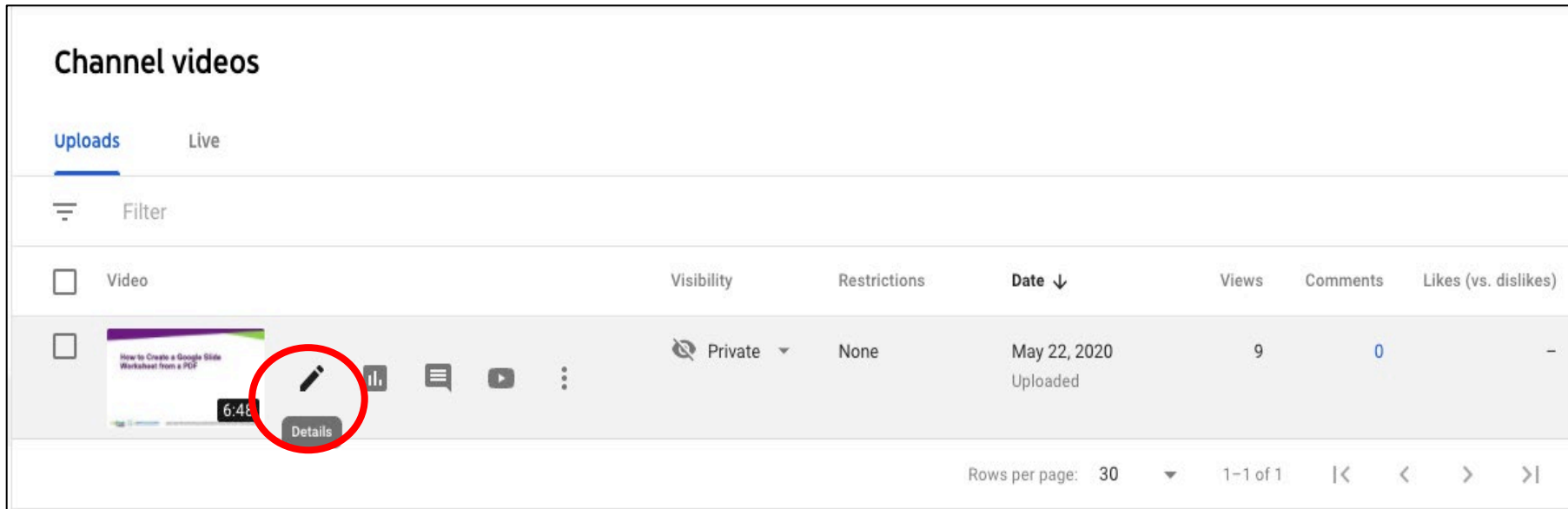
Updated YouTube Guide – video captions

Disclaimer statements – add to video description


In Google Drive under [How To Guides and Resources](#)

Reminder – submit e-mail addresses for extenders to access Google files

How to Update the Video Description in YouTube

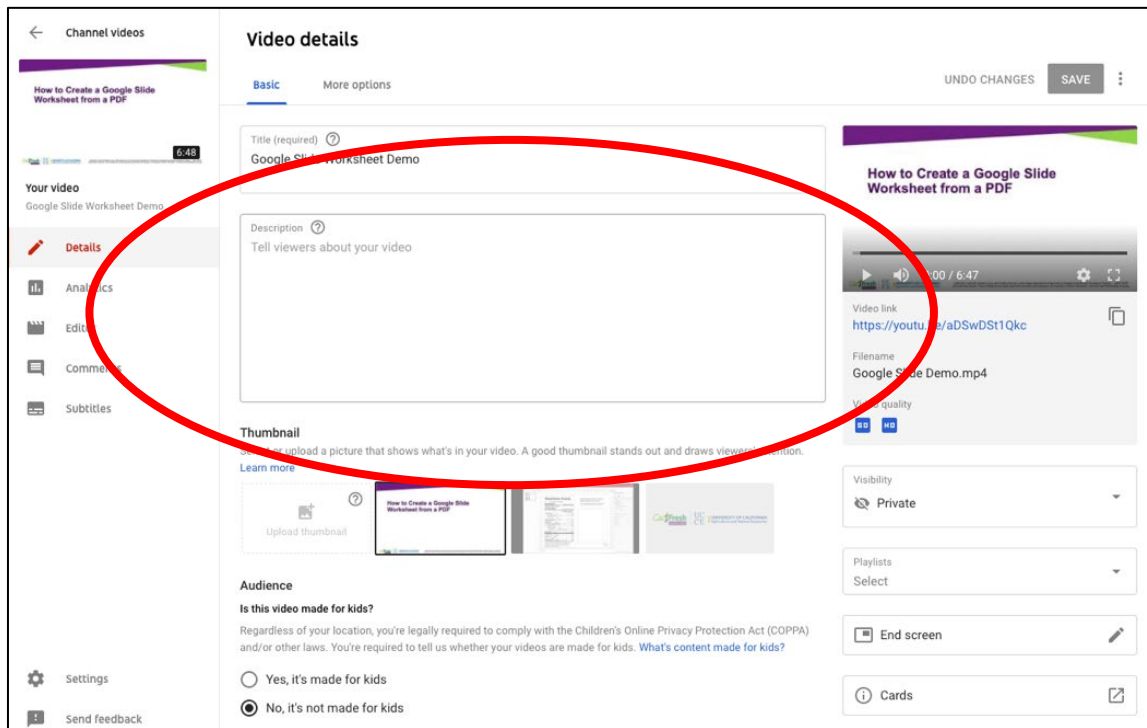


The screenshot shows the YouTube Channel videos page. The 'Channel videos' section is active, with 'Uploads' selected. A table lists the videos. The first video, 'How to Create a Google Slide Worksheet from a PDF', is highlighted. A red circle highlights the edit icon (pencil) in the video's action menu. The video details are as follows:

Video	Visibility	Restrictions	Date ↓	Views	Comments	Likes (vs. dislikes)
<input type="checkbox"/>  How to Create a Google Slide Worksheet from a PDF 6:48	Private	None	May 22, 2020 Uploaded	9	0	-

At the bottom of the page, it shows 'Rows per page: 30' and '1-1 of 1'.

How to Update the Video Description, continued



Channel videos

Video details

Basic More options UNDO CHANGES SAVE

Title (required) ?
Google Slide Worksheet Demo

Description ?
Tell viewers about your video

Thumbnail
Upload thumbnail

Audience
Is this video made for kids?
 Yes, it's made for kids
 No, it's not made for kids

Video link: <https://youtu.be/aDSwDS1t1Qkc>

Filename: Google Slide Demo.mp4

Visibility: Private

Playlists: Select

End screen

Cards

Video details

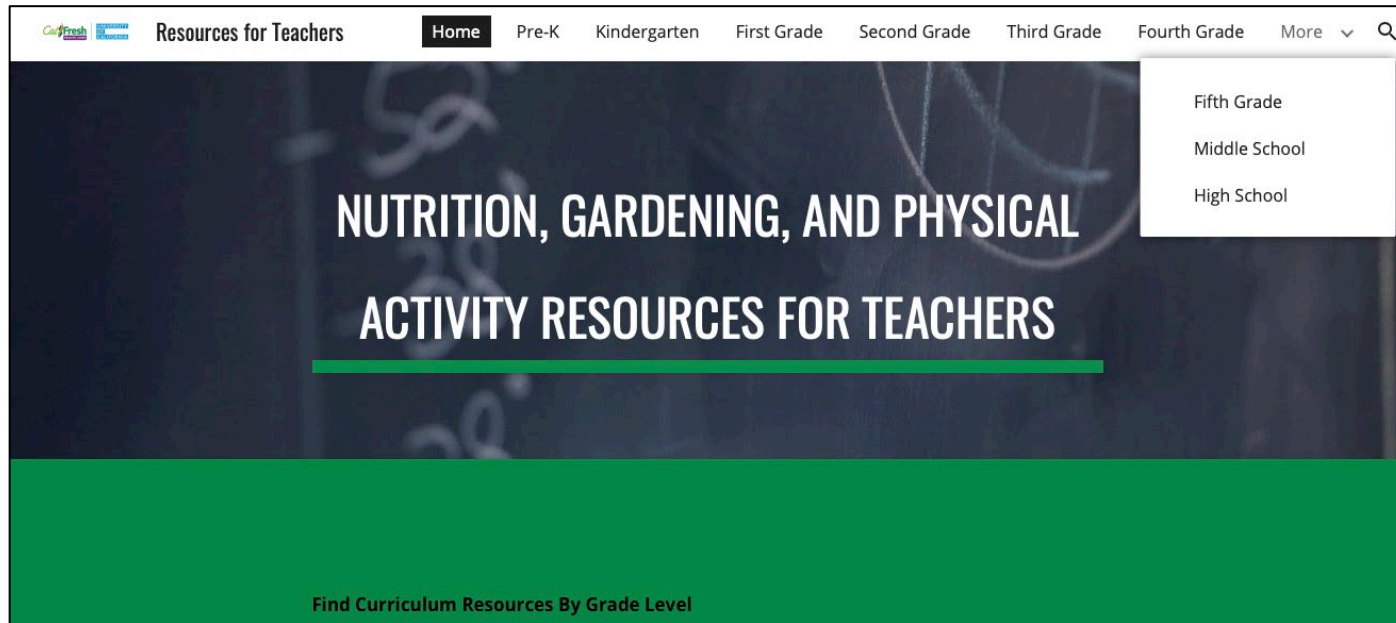
Title (required) ?
Sample Video

Description ?
CalFresh Healthy Living, University of California is not connected or affiliated with any advertisements that may appear along with this video, and does not endorse, favor, support, or oppose any content contained therein.

222/5000

Coming Soon!

Google Site Template for Curricula



- Tool for sharing curricula with teachers and extenders
- County teams can customize to display only curricula they offer
- Two layers of permission -
 - Access Google Site
 - Access Curriculum Folders
- Look for more info in January WUW

Thank you to the CFHL, UCCE San Luis Obispo/Santa Barbara Team!

CATCH Lesson Demo Videos

CATCH ECE: **9**

CATCH PE 3-5: **4**

CATCH Kids Club: **3** in development

[CATCH Lesson Demo Video User Guide](#) and **13** videos ready for **trained** extenders.

Goal: 10 videos for each grade category (ECE, K-2, 3-5, Kids Club)

BIG NEWS!!!

Our CATCH demo videos will be featured on CATCH.org

What does that mean?

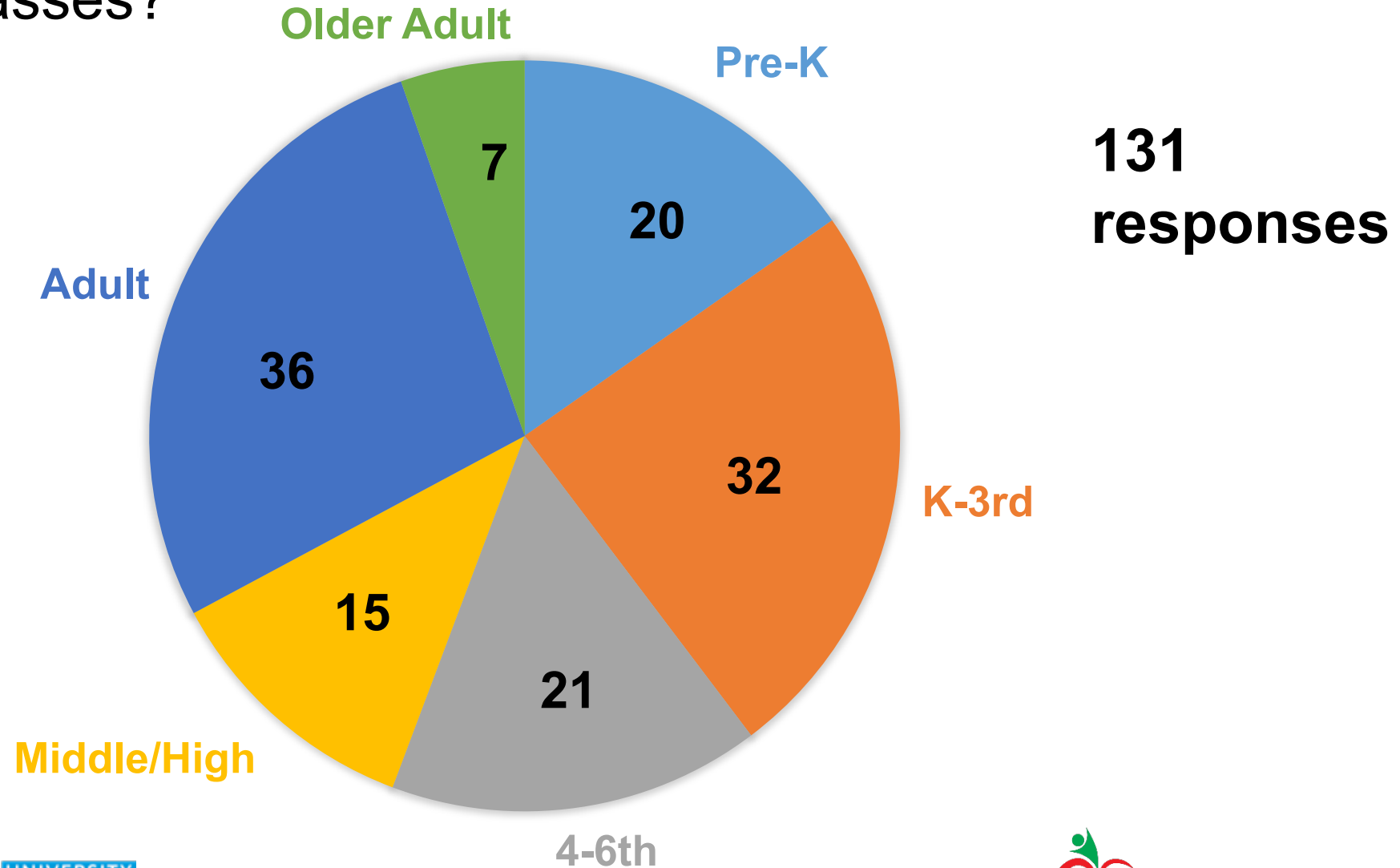
**Our work will be helping parents, teachers and students
globally!!!**



Distance Learning Check-In



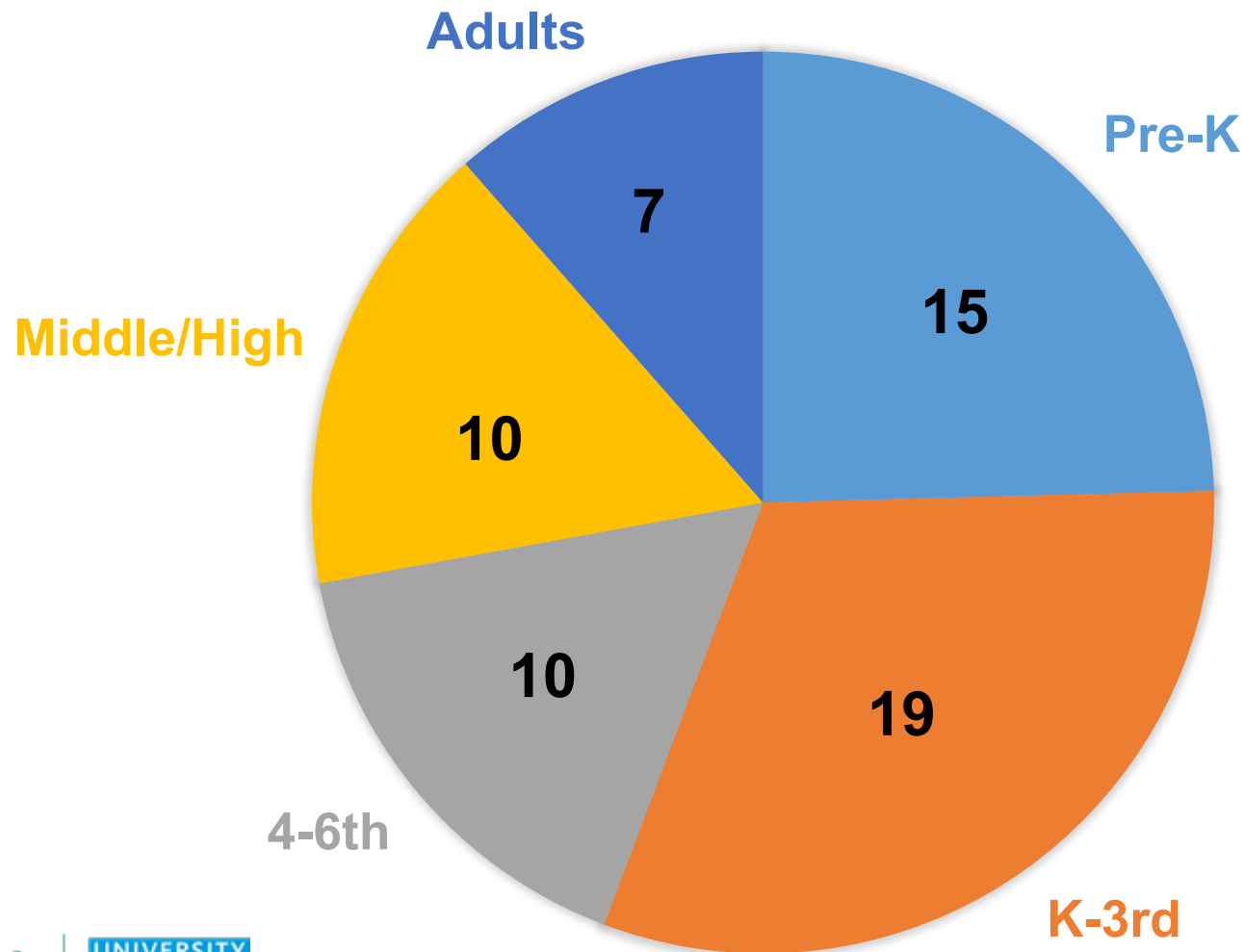
For which group(s) are **UCCE educators** currently teaching online classes?



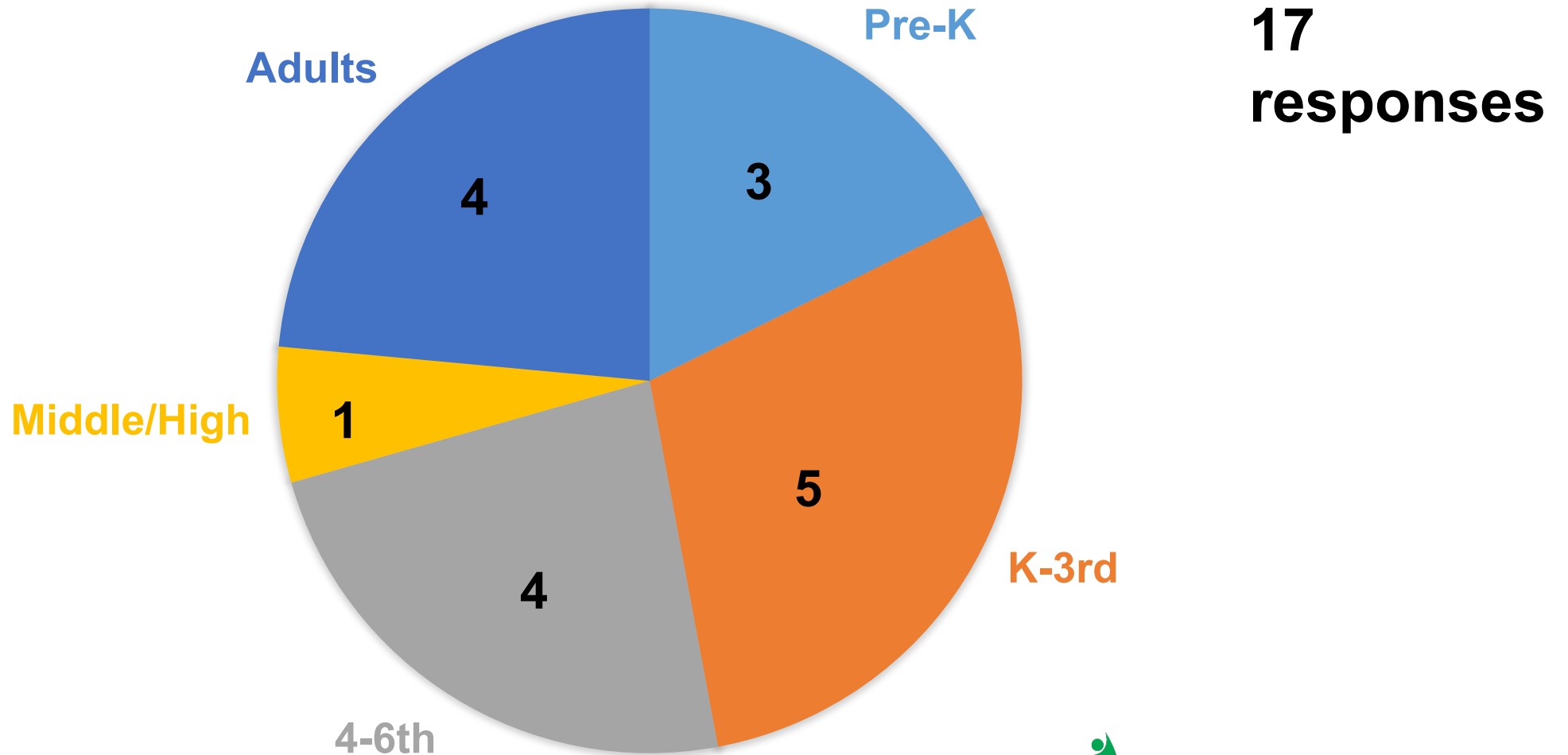
**131
responses**

For which group(s) are **volunteer teachers or extenders** currently teaching online classes?

61
responses



For which group(s) – if any – are UCCE educators OR volunteer teachers/extenders currently teaching **in-person** classes?



Poll Question

Is your team providing asynchronous content for participants (participants complete on their own)?

- Yes, for Youth
- Yes, for Adults
- Yes, for both Youth and Adults
- No, not really

Distance Learning

Monica Drazba – UCCE Yolo

Jenn Ferreria – UCCE Alameda

Kelly Hong – UCCE San Luis Obispo/Santa Barbara



What was one initial challenge you experienced, and how did you work around that challenge?

One example of how you are currently implementing distance learning

Any plans in the immediate future for changes to your distance learning program

...the best way to prevent the spread of germs is to keep your family healthy. When your family is healthy, you don't have to worry about missing school, work, or other activities.

Help your child develop handwashing skills

Parents and caregivers play an important role in teaching children to wash their hands. Handwashing can become a lifelong healthy habit if you start teaching it at an early age. Teach with the five-step song: **for (f)aces (f)aces (f)aces—wet, lather, scrub, rinse, and dry—** and the key steps to wash hands: **SOAP**—so after using the bathroom or before eating. You can find songs to make it fun. Use making up your own handwashing song or having it read a poem.

Lead by example

Young children learn by imitating the behaviors of adults in their lives. When you make handwashing part of your routine, you're setting an example for your children to follow.

KEEP IT SIMPLE WITH CLEAN HANDS

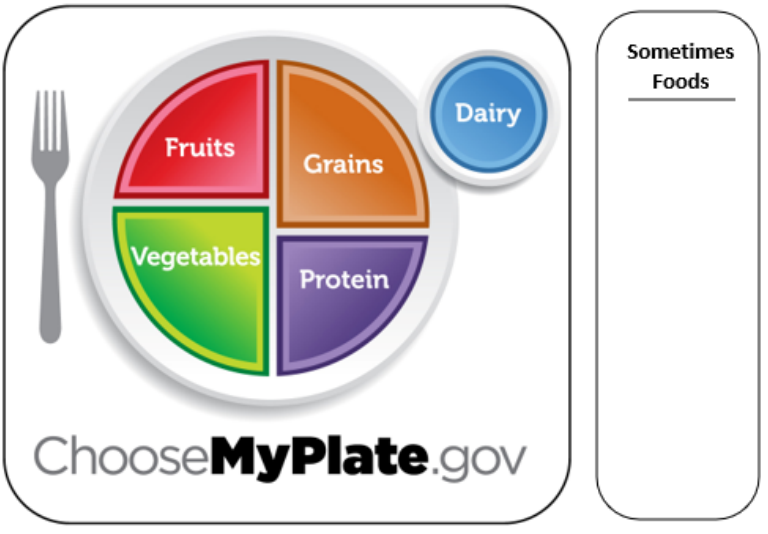
www.cdc.gov/handwashing



Calibri (Body) 26 A A Aa A AaBbCcDc AaBbCcDc
B I U x x A A
Paragraph Styles

Eating Healthy is Good for Me... and You!

Sort the food items from the next page onto the MyPlate poster.




Sometimes Foods



Ms A




Monica Drazba



[Redacted]

[Redacted]



[Redacted]



[Redacted]




[Redacted]




[Redacted]



[Redacted]



[Redacted]



[Redacted]




[Redacted]



[Redacted]




[Redacted]



[Redacted]



[Redacted]



*We're in
this
together!*