

What's Up? Wednesday

EFNEP and CFHL, UC Staff Check-In

May 6, 2020



Zoom Meeting Agreements

Please keep your microphone or phone muted when the host or another participant is speaking

Phones: *6 to mute and un-mute

Please use 'raise your hand' icon if you would like to speak

Please share your webcam video if you are comfortable doing so

Host may ask for 'video off' if internet connection is unstable

Co-hosts are monitoring chat

Will pause periodically for questions

Please use annotation tools only when instructed by the host

Using the 'Spotlight' in Zoom

In Screen Share controls click 'Annotate'

On Annotation tool bar click 'Spotlight'

Click red X when finished



Today's Agenda

Updated Online Lesson Plan Template

Online Content Approval Process

Online Education Development Process – What's Working?

Melissa Vilas – How to Use 'Biteable'

Online Book Reading Guidance

Using Open Source Music and Sound

EFNEP and CFHL, UC Specific Meetings

Updated Online Lesson Plan Template

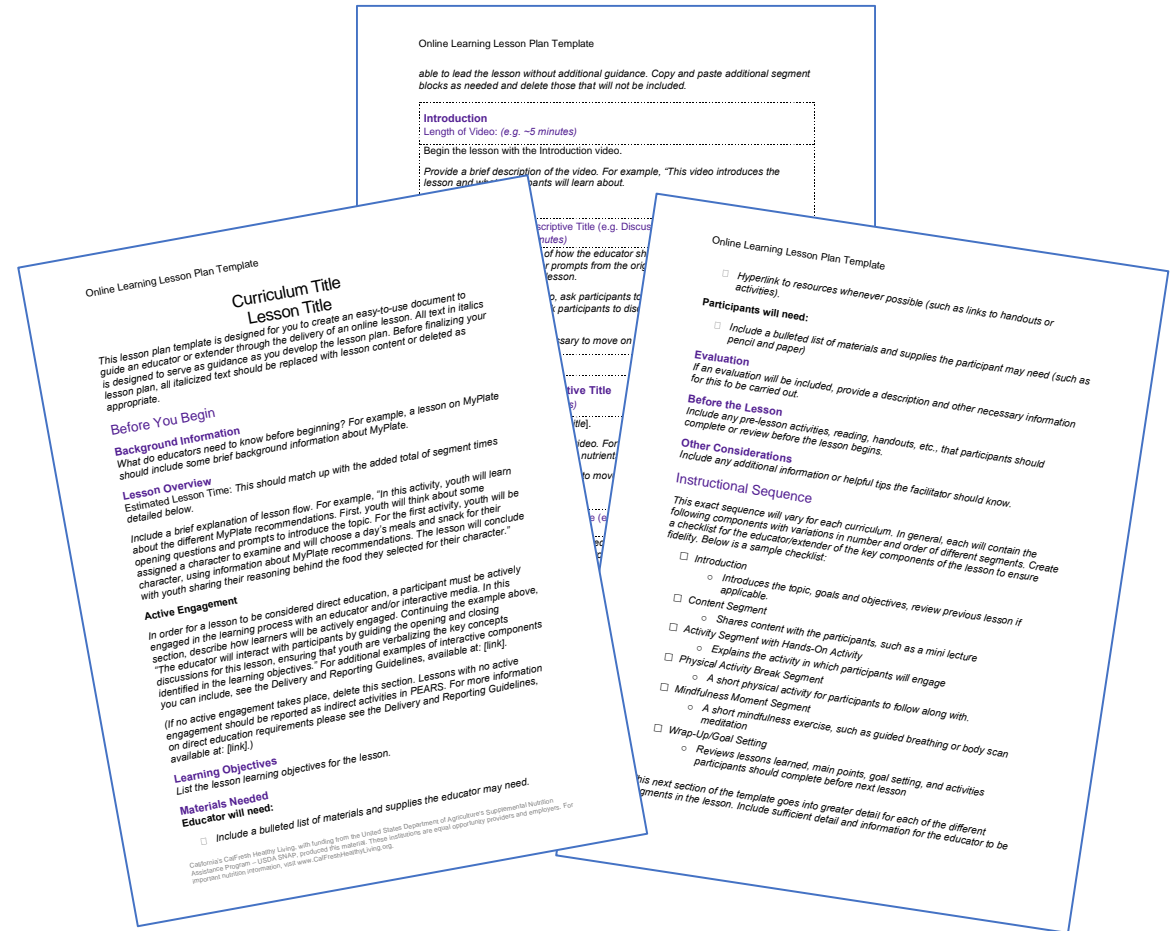
Additional guidance on actively engaging participants to align with direct education requirements for CFHL, UC

New sample checklist for key lesson components

Each instructional segment includes section for describing how educator can engage with participants

UCCE Online Education Resources Google folder:

<https://drive.google.com/drive/folders/1Arnqh6FTZI-CI7rvd8l-vtbwt24Twj9>



Where can I store content in progress?

UCCE Online Lesson Development: folder for each curriculum

<https://drive.google.com/drive/folders/1NgaTrPaY1Y4QDJToQ7Pfk5vNU1itOl4v>

UCCE Other Online Content: not related to a particular curriculum

https://drive.google.com/open?id=1IxUFgsyJaiKALCxryBp3FCLAJGF4t_Dp

Online Content Approval Process

1. Approval from your Supervisor/Advisor
2. Specific curriculum - send to State Office contact for that curriculum
3. Other content – not related to a specific curriculum

EFNEP – send to Shyra and Lyn

CFHL, UC – send to program lead

Nutrition Ed - Tammy

Garden – MaryAnn

PA - Michele

Google Sheet – Curriculum Teams and State Office Contact for each curriculum:

https://docs.google.com/spreadsheets/d/1_oxOUpK9HIBHKc3hF84d7fExj9irOITyYCBBiwoCRM/edit#gid=1189257612

Online Content Guidelines

YouTube posts should be Unlisted

Do not share links until content is approved

Book readings **MUST** remain Unlisted – per publisher permissions

Add to video description: source attribution, link to website, etc.

In the UCCE Online Education Resources Google folder:

https://drive.google.com/drive/folders/1Arnqh6FTZI-CI7rvd8I_-vtbwt24Twj9

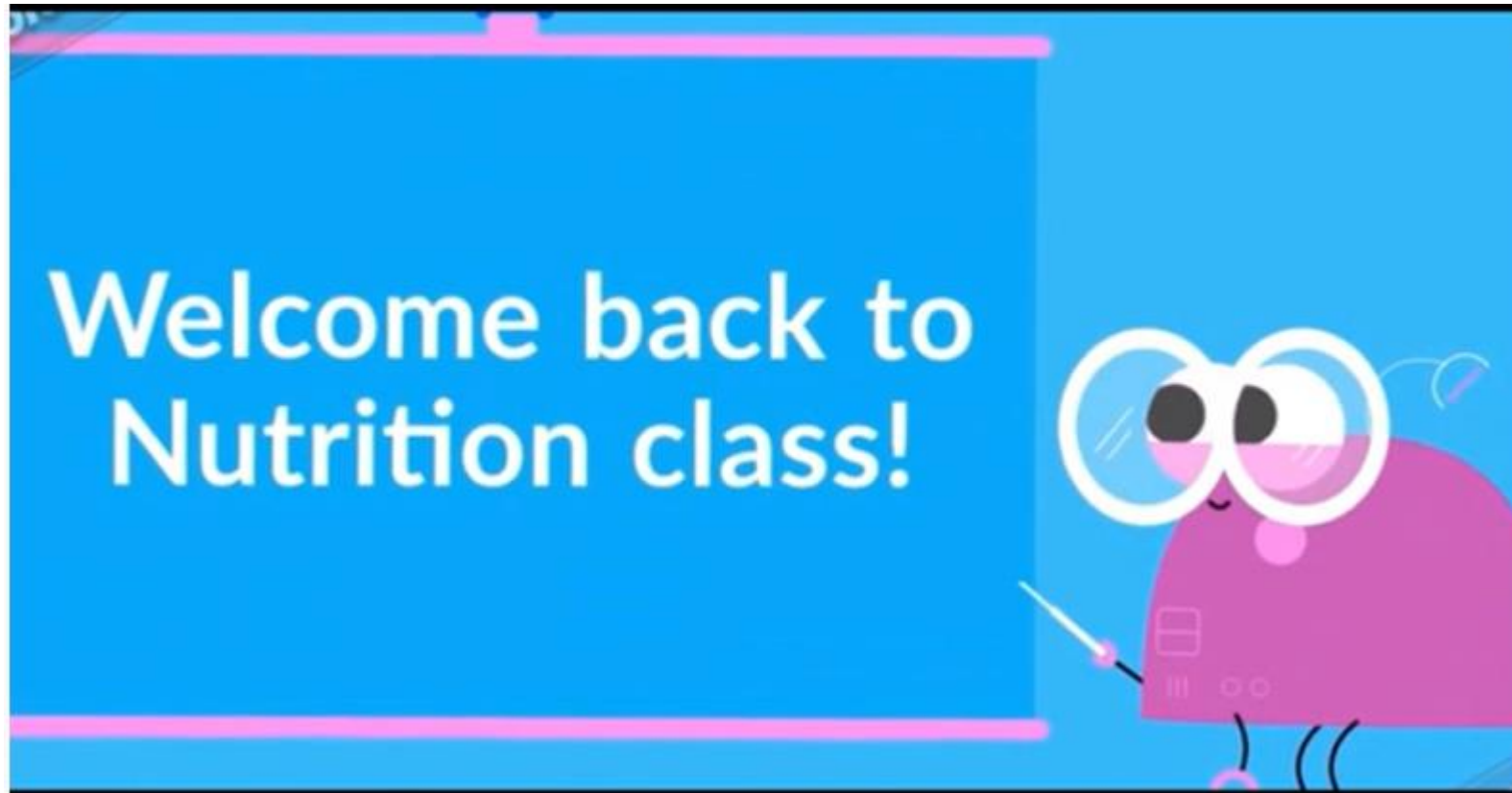
Guidelines for Developing Online Content

Templates with branding and required elements

Online Education Development Process – What's Working?



Melissa Vilas - How to Use 'Biteable'



POLL: Tech Tools for Online Content

- Would you like to participate in a 'how-to' session
on using **PowerPoint tools**
– animations, recording voiceover narration, and more?



Online Book Reading Guidance

Publisher temporary book reading permissions – until June 30

Different for each publisher

In the reading – video or live:

- Say, “I’m reading this book with permission of the publisher (name of publisher)”
- Say the names of both the author and illustrator

Follow up on the publisher permission guidelines

Book Reading Permission Spreadsheet:

<https://docs.google.com/spreadsheets/d/1obja7OyRQdmiWciTNRJLcRKhidB3C70SpMnQpktY6sE/edit#gid=1202341764>

Online Book Reading Guidance

Remember to use your usual book reading process

Example: 'Using Books to Teach My Amazing Body' – page 3-4

Tips for Reading Aloud

Each lesson's first activity is the reading of the featured book. Reading the book aloud is an important element of the lesson and may require some practice. Here are a few tips to successful read aloud experiences.

- **Prepare in advance.** Read the book several times to yourself, so you fully understand the story and language flow. Try reading it aloud to hear the cadence of the words and the rhythm of the phrases.
- **Preview the book with the children.** Show the book to the children. Read the title of the book. Point out the front and back covers and the spine. Read the author and illustrator's names. Talk about the illustrations. Ask if the children have ideas about what might happen in the story.
- **Position yourself.** Find a comfortable place to read so you are relaxed. Make sure that all children can easily see the pages.
- **Read slowly.** Don't rush through the book. Make sure the children can clearly understand your words.
- **Use expression.** Use your voice to make the book interesting and fun. Be excited when you read. Change the speed of your voice. Vary the pitch and loudness as you read the book.
- **Point to pictures.** Children learn from pictures. As you read, point to the illustrations and pictures. Ask children to name the objects and describe what they are seeing. This builds language skills.

Tips for Reading Aloud *(continued)*

- **Point to words.** As you read, point to a few of the words as you say them. This helps children understand that words have meaning.
- **Predict what will come next.** As you read parts of the story, ask children to predict what they think will happen next.
- **Connect the story to life.** Books may seem simple and fun, but they also have great meaning for children. They help children learn about everyday things and how characters deal with situations. Talk to the children about how the books relate to their life.
- **Relate to the lesson.** Look for ways that you can relate the story to the nutrition message and lesson objectives. Use the book and discussion to transition into the next lesson activity.
- **Read the book again.** Storybooks should be read multiple times to children. They enjoy hearing the book read over and over and it builds their confidence in being able to remember the story details and recall what is coming next. During the week also look for ways to relate the story in other classroom activities.



¡Los Zombis No Comen Verduras! Leído por Jaime Camil

<https://www.youtube.com/watch?v=l3BVRZAwzAc>

Zombies Don't Eat Veggies! read by Jaime Camil

https://www.youtube.com/watch?v=cxF5WURk-RY&feature=emb_logo

Using Open Source Music/Sound and Images

In the UCCE Online Education Resources Google folder:

Open Source Images and Audio (music and sounds)

Creative Commons licenses - **Safest options:**

Public Domain (CC0) – all use permitted; no credit *required*



CC BY – must credit the artist



CC BY NC – must credit the artist; non-commercial use only



Do Not Use

CC BY-ND or CC BY-NC-ND




** iMovie – best to avoid using music that comes packaged with iMovie

EFNEP and CFHL, UC Specific Meetings

CFHL, UC staff – stay put!

EFNEP staff – log off and join new meeting



*We're in
this
together!*