

CalFresh Healthy Living, UC Town Hall: Agenda

- Modified Safety Plan Addendum 3 Guidance (00:01:34)
- Youth Engagement: COVID-19 Activities + Annual Report (00:11:24)
- CHFL, UC in Action-UCCE Shasta (00:23:10)
- Promo Materials Workgroup (00:26:06)
- COVID-19 Garden Workgroup (00:33:04)
- Master Gardener Project (00:44:41)
- PA Break (00:52:00)
- Nutrition Spotlight (00:57:25)
- State Office Updates (01:09:13)

UCCE Nutrition Education Programs COVID Safety Standards (updated from [Modified Safety Plan Addendum #3](#))

- No longer using Phase system utilizing Tier system (Widespread (purple), Substantial (red), Moderate (orange), Minimal (yellow)- all references to Phases removed)
- Only 1 Training survey documentation: [Employee training documentation survey](#)
- For Staff Daily Contact Log – In-person contacts for 15 minutes or more
- Removed 48 hour hold for materials to be distributed – not how virus spreads

UCCE Nutrition Education Programs COVID Safety Standards (con't)

- Educator will coordinate with site contact to determine maximum class size and frequency of classes based on classroom space available and guidelines the site/ school are following.
- Nutrition programs will also be offering distance learning lessons and materials to interested participating teachers and extenders regardless of whether schools are opened or closed.
- **Bottom line:** *We want staff to feel SAFE. Encourage staff to talk to supervisors or County Directors if they are uncomfortable with the county or site guidelines.*
 - Please send any feedback or questions on the new guidance to Katie Panarella, khpanarella@ucanr.edu.
 - For exceptions, your County Director can connect with Brian Oatman.

Youth Engagement COVID-19 Activities

- Youth-led Participatory Action Research (YPAR)
- Teens as Teachers (TAT)
- Student Nutrition Action/Advisory Council/Committee (SNAC)
- Other opportunities to incorporate youth engagement strategies

Youth Engagement COVID-19 Activities

- Monthly Youth Engagement Leadership Calls and Office Hours
 - First Thursday of the month from 10:00-11:00am
- Technical assistance

NEW! Youth
Engagement
Workgroup

Kelley Brian

kmbrian@ucdavis.edu

UC CalFresh Nutrition Education > Initiatives > Youth Engagement

Youth Engagement

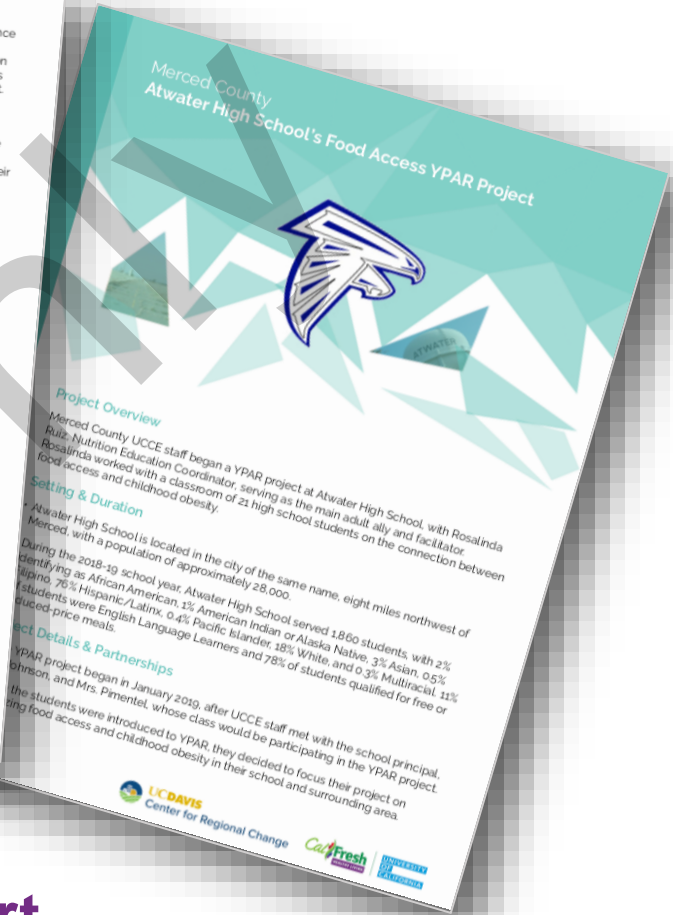
CalFresh Healthy Living, University of California's (CFHL, UC) Youth Engagement Initiative is exploring innovative strategies to engage youth in nutrition and physical activity. Projects within this initiative seek to empower young people from vulnerable communities to lead efforts that improve the environments where they live, play, eat, shop, and learn.

The Youth Engagement Initiative embraces core youth development principles, as well as [USDA SNAP-Ed Guidance](#) that employ policy, systems, and environmental (PSE) change activities – such as multi-level interventions and community and public health approaches – in addition to providing direct nutrition education. CFHL, UC recognizes that youth who would be impacted by those PSE changes should be involved in identifying, planning, implementing, and evaluating the change interventions themselves. The goal of this initiative is to build the capacity of youth to contribute to PSE changes that help make the healthy choice the easy and preferred choice, while developing their leadership abilities, sense of self-efficacy, civic engagement, and college and career readiness.

- > [UCCE Highlights](#)
- > [Youth Engagement Training and Resources](#)
- > [YPAR](#)
- > [Teens as Teachers](#)
- > [Other Youth Engagement Projects](#)

Youth Engagement Technical Assistance and Office Hours Calendar

[FFY 2021 Youth Engagement Leadership Calls and Office Hours](#)



FFY 2019 YPAR Documentation Report

Identifying professional development and organizational supports needed to facilitate YPAR in CFHL, UC Programming

Documenting the Work of 6 YPAR Projects



- **Marisa Neelon** - NFCS Advisor, Contra Costa
- **Charles Go** - 4-H YD Advisor, Contra Costa
- **Yu Meng** - YFC Advisor, Imperial
- **Cathryn Johnson** - NFCS Advisor, Central Sierra

Core Staff Capacities Needed for YPAR

- Comprehensive knowledge and skills related to effective nutrition education, positive youth development & PSEs
- Comprehensive knowledge about YPAR
- Skills to assess local settings & modify YPAR toolkits & other resources
- Skills related to basic research, relationship building, facilitation, technology & media production

Organizational Supports for YPAR

- In-person training workshops
- Consistent, individualized technical assistance & coaching
- Direct support from supervisors knowledgeable about YPAR
- Adequate staff time, resources & funding
- Peer support through a community of practice

Additional Professional Development Needs

- Expanded peer-to-peer connections & support (e.g., peer site visits, TA calls)
- YPAR training for supervisory staff
- Implementation of a train-the-trainer extender model for YPAR
- Cultivating stronger collaboration with the UC 4-H Youth Development Program
- Further guidance on PSE program sustainability goals & YPAR project deliverables & reporting

Staying Connected: Highlights from the Field

Shasta Cluster DE & PA

- **WHAT:** CATCH PA Lessons with 108 students ages 5-10
- **WHEN:** July 2020 4 different summer camps were served with weekly CATCH lessons
- **WHERE:** Redding Parks & Rec



Promotional Materials

Workgroup Purpose:

To create standardized or template materials highlighting services CFHL, UC/UCCE can provide during COVID-19.

Marketing Package!!

Promotional Materials

Our Marketing Package Includes:

- ✓ **Flyer for extenders/teachers/parents**
- ✓ **Flyer for school administrators**
- ✓ **Promotional Video- scripts**
- ✓ **Direct Education “Menu”**



Promotional Materials

Flyer for extenders/teachers/parents



DONE

Ref.

CalFresh **UC CE** UNIVERSITY OF CALIFORNIA
Agriculture and Natural Resources

Fuel Healthy Living through Distance Education

ABOUT US

EDUCATE → PARTNER → BUILD CAPACITY → TRANSFORM

CalFresh Healthy Living, University of California is your partner in healthy living. Our road map to healthier living is simple but has profound effects by teaching:

- SNAP eligible residents about good nutrition
- How to make food dollars stretch further
- How to be physically active at any age
-

With a local office serving your county, CalFresh Healthy Living, University of California Cooperative Extension offers an array of youth, adult, family centered and intergenerational lessons that are engaging and interactive.

WHAT WE OFFER IN A VIRTUAL ENVIRONMENT

RESET → REFOCUS → RETHINK HEALTHY LIVING

While we have expanded our methods of lesson delivery to meet today's challenges, our quality, evidence-based programs remain the same.

- New online and hybrid options have been added to our standard in-person delivery – offering a variety of platforms for dynamic, learner-centered and fun personalized instruction.
- Lessons are free, easy to use, and incorporate social emotional learning practices that can lead to lifelong positive health behaviors.

Skilled Educators are prepared to deliver lessons in the following areas:

- Evidence-Based Nutrition Education
- Garden-Enhanced Nutrition Education
- Physical Activity
- General Wellness

Please join us as together we rethink and transform healthy living in our community.

Contact your local CalFresh Healthy Living, UCCE Nutrition Education program today!

ADDRESS
CONTACT INFORMATION

California's CalFresh Healthy Living, with funding from the United States Department of Agriculture's Supplemental Nutrition Assistance Program – USDA SNAP, produced this material. These institutions are equal opportunity providers and employers. For important nutrition information, visit www.CalFreshHealthyLiving.org
Icons made by freddy from www.flaticon.com

Promotional Materials

Flyer for school administrators



DONE



Promoting Healthy Communities through Distance Learning

WHO WE ARE

EDUCATE → PARTNER → BUILD CAPACITY → TRANSFORM

CalFresh Healthy Living, the University of California empowers SNAP-Ed eligible Californians to improve their health through education aligned with policy, systems and environmental change initiatives which strengthen community partnerships, resulting in healthy eating and active living.

With a local office serving your county, CalFresh Healthy Living, University of California Cooperative Extension (UCCE) offers effective, evidence-based youth, adult, family centered and intergenerational lessons that are engaging and interactive.

Increase nutrition and physical activity knowledge, skills, and practice.

Encourage state and local partnerships in support of individual and community health.



Advance local priorities through training and technical assistance.

Act as a catalyst for healthy lifestyle change through policy, systems and environmental

MAKING A DIFFERENCE IN OUR COMMUNITY



In 20__, [# of extenders enrolled] of your teachers provided evidence-based nutrition education and physical activity classes, reaching [# of students].

In partnership with [insert campus/district partners] we have [insert accomplishments/highlights here].



WHAT WE ARE PROVIDING IN A VIRTUAL ENVIRONMENT

RESET → REFOCUS → RETHINK HEALTHY LIVING

Online and hybrid options have been added to our standard in-person delivery – offering a variety of platforms for dynamic, learner-centered, personalized instruction. Lessons are free, easy to use, and incorporate social emotional learning practices that can lead to lifelong positive health behaviors.



School Wellness Policy
Evidence-Based Nutrition Education



Physical Activity
Smarter Lunchroom Movement



Youth Engagement
Garden-Enhanced Nutrition Education

Please join us as together we rethink and transform healthy living in our community.

CalFresh Healthy Living, UCCE XXX County
ADDRESS
CONTACT INFORMATION

California's CalFresh Healthy Living, with funding from the United States Department of Agriculture's Supplemental Nutrition Assistance Program – USDA SNAP, produced this material. These institutions are equal opportunity providers and employers. For important nutrition information, visit www.CalFreshHealthyLiving.org.
*Icons made by Freepress from www.flaticon.com



Promotional Materials

Promotional Video- Scripts

- School Administration
- Parents
- Adult Programming



**DON
E**

Promotional Materials

Marketing Materials Guide

- Explains the materials developed and suggested use



DONE

CalFresh UC UNIVERSITY OF CALIFORNIA
HEALTHY LIVING CE AGRICULTURE AND NATURAL RESOURCES

Marketing Materials Guide

Flyers

Promoting Healthy People and Communities Through Distance Education

- **Audience:** School administration
- **Features:** Customizable section to enter local impact data and educator contact information.
- **When to Use:** Introduction of program to school staff.
- **Where to find it:** [insert link here]

Fuel Healthy Living Through Distance Education

- **Audience:** Parent/Teacher
- **Features:** Customizable field to enter educator contact information.
- **When to Use:** Introduction of program to school staff during enrollment meeting.
- **Where to find it:** [insert link here]

Video Scripts

Administration

- **Features:** General language guidance for statewide standardization; broad overview of the program, customizable components to highlight county program specifics.
- **When to Use:** Complements the *Promoting Healthy People and Communities Through Distance Education* flyer as a way to introduce the CalFresh Healthy Living, UCCE Program.
- **Use with:** *Guidelines for Promotional Video Development & Review*.
- **Where to find it:** [insert link here]

Parent/Teacher

- **Features:** General language guidance for statewide standardization; targeted messages about what is offered in a virtual setting; can be recorded by an educator as personal introduction.
- **When to Use:** Complements the *Fuel Healthy Living Through Distance Education* flyer as a way to introduce the CalFresh Healthy Living, UCCE Program.
- **Use with:** *Guidelines for Promotional Video Development & Review*.
- **Where to find it:** [insert link here]

Video Script for Adult Programming

- **Features:** General language guidance for statewide standardization; adult program messaging; can be recorded by an educator as personal introduction
- **When to Use:** Introduction of program to site staff and adult program participants.
- **Use with:** *Guidelines for Promotional Video Development & Review*.
- **Where to find it:** [insert link here]

Page 4 of 8 Revised: 11/13/2021
California's CalFresh Healthy Living, with funding from the United States Department of Agriculture's Supplemental Nutrition Assistance Program – USDA SNAP, produced this material. These institutions are equal opportunity providers and employers. For important nutrition information, visit www.CalFreshHealthyLiving.org.

Promotional Materials



Where Can I Find These Materials?

COVID-19 Promotional Materials including a along with existing marketing materials are now available on the state website.



[Let's take a look!](#)

Promotional Materials- Next Phase

Direct Education Menu & Curriculum-Specific Promotional Flyers



IN PROGRESS



We are collaborating with K-12 workgroup and curriculum workgroups to source existing curriculum flyers.

Developing a flyer template and suggested language based on flyers received.

Promotional Materials- Next Phase



Interested in joining this workgroup?

Our next meeting is scheduled for **Thursday, January 14 from 3:00—4:00pm**

Contact Andra Nicoli for more information:
amnicoli@ucdavis.edu

Thank You!

- ★ **Rita Palmer**, Butte Cluster
- ★ Martha Giron, El Dorado
- ★ Rosalinda Ruiz, Merced/Stansislaus
- ★ **Itzel Palacios**, Riverside
- ★ Rosa Vargas, SB/SLO
- ★ Shawnice Sellers, Shasta/Tehama/Trinity
- ★ Maria Gutierrez, Tulare/Kings
- ★ Andra Nicoli, State Office
- ★ Ryan Keeler, State Office



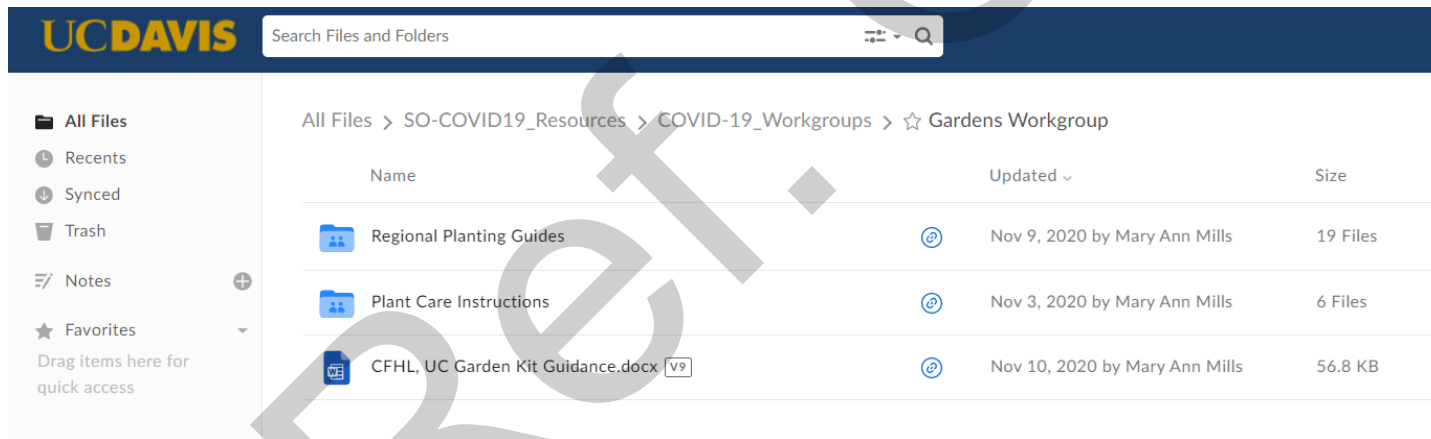
COVID-19 Garden Workgroup Resources

Katy Munniks

Chris Wong

Resource Tour

- Garden Kit Guidance
- Regional Planting Guides
- Location in Box:
 - SO_COVID19_Resources → COVID-19_Workgroups → Garden Workgroup
 - <https://ucdavis.box.com/s/3lgc1u4m7uwpb03ovmbqas78iai4nt8l>




The screenshot shows the UC Davis Box.com interface. The top navigation bar includes the UC Davis logo and a search bar. The left sidebar lists navigation options: All Files, Recents, Synced, Trash, Notes, and Favorites. The main content area displays the breadcrumb path: All Files > SO-COVID19_Resources > COVID-19_Workgroups > ☆ Gardens Workgroup. Below the path is a table of files and folders:

Name	Updated	Size
Regional Planting Guides	Nov 9, 2020 by Mary Ann Mills	19 Files
Plant Care Instructions	Nov 3, 2020 by Mary Ann Mills	6 Files
CFHL, UC Garden Kit Guidance.docx	Nov 10, 2020 by Mary Ann Mills	56.8 KB

Garden Kit Guidelines

- Ensure gardening activities are in IWP
- Ensure the site is on site list
- Confirm county has money allocated in the budget to cover the cost of the garden kits
- Each individual kit cannot exceed \$5.00
- Develop a plan for follow-up with students
- Try to connect the kits to virtual GENE delivery



Suggested Contents

GROW RADISHES AT HOME!

Plant:

- Fill your pot with soil.
- Make a small hole in the soil using your pinky finger. The hole should be as deep as your pinky nail.
- Sprinkle 5-10 seeds into the hole.
- Cover gently with soil.
- Water and place in a well-lit area.

Care:

- Water radishes daily.
- Make sure they get plenty of sun.
- If you notice lots of sprouts popping up, remove some so that your radishes have space to grow.
- Use your journal to track growth.

Harvest:

- You'll know your radishes are ready for harvest when they are about the size of a quarter.
- To harvest, pull the radish from the base of the leaves.

Taste:

- Wash the radish. Make sure to remove all dirt.
- Try it!
- Rate the taste. Did you like it, love it, or not today?

- Seeds or seedlings
- Plant care instructions
- Pot or container
- Soil
- Paper bag
- Garden kit label
- Garden journal (optional)
- Mini magnifying glasses (optional)

CalFresh UNIVERSITY OF CALIFORNIA

California's CalFresh Healthy Living, with funding from the United States Department of Agriculture's Supplemental Nutrition Assistance Program – USDA SNAP, produced this material. These institutions are equal opportunity providers and employers. For important nutrition information, visit www.CalFreshHealthyLiving.org.

Recommended Products

- Table of recommended products that **can** be used in the garden kit



Recommended Products:

The table below includes products that can be used in your garden kit. Choose the supplies that work best for you and your students. **As a reminder, kits cannot exceed \$5.00 each.**

Item/Link	Description	Cost
Seeds/ Seedlings	Purchase from your local hardware or gardening store. When possible, ask for donations	Varies
4" Pots	100 reusable plastic pots	\$9.99
6" Pots	50 reusable plastic pots	\$11.99
½ Gallon Grow Bags	50 heavy duty grow bags	\$34.89
Magnifying Glasses	20 pack mini plastic handheld magnifying glasses (5x magnification)	\$8.99

Assembly Instructions

- Step-by-step instructions for putting kits together for easy distribution

Assembly Instructions:

1. Print garden kit label and plant care instructions
2. Attach the garden kit label to the paper bag
3. Prepare the soil
 - Distribution:
 - Ziploc bags, for students to put into container
 - Each Ziploc bag needs ~1 lb. of soil
4. Add the planter/pot (if applicable)
5. Add the Seeds or Seedling
 - Seed Distribution:
 - Place seeds in an envelope or small Ziploc bag to distribute safely
 - Each student should receive a few of each seed, in case one does not germinate/sprout
 - Lettuce/Arugula seeds: 5-8 or 1 pinch of seeds
 - Bean/Peas seeds: 2-4 seeds
 - Radish/Kale/Broccoli: 3-5 seeds or 1 pinch of seeds
 - Seedling:
 - Carefully place the seedling in the bag. Make sure the keep the bag upright to avoid damage to the plant
6. Add the plant care instructions based on the seed/seedling included in the bag



Distribution Methods

- Provide information on different ways to distribute garden kits to students



Planting Instructions for Students



https://www.powtoon.com/online-presentation/gdV26qnh10n/?utm_medium=SocialShare&utm_campaign=copy%2Bshare%2Bby%2Bnon%2Blogged&utm_source=player-page-social-share&utm_content=gdV26qnh10n&utm_po=29238921&mode=movie

Reporting Garden Kits as a PSE in PEARS

- Report this PSE change in the “other” field in PEARS using the following language:
“Initiated or expanded mechanism for distributing seedlings and/or other materials to families or communities for home gardening”



Regional Planting Guides

UCDAVIS Search Files and Folders

All Files > COVID-19_Workgroups > Gardens Workgroup > Regional Planting Guides

Name	Updated	Size
Riverside County Planting Guide.pdf	Nov 9, 2020 by Mary Ann Mills	257.5 KB
Placer County Planting Guide.pdf	Nov 2, 2020 by Mary Ann Mills	3.8 MB
Santa Clara Planting Guide.pdf	Oct 29, 2020 by Mary Ann Mills	114.7 KB
Tuolumne County Vegetable Planting Guide.pdf	Oct 29, 2020 by Mary Ann Mills	35.2 KB
Tahoe Planting Schedule.pdf	Oct 29, 2020 by Mary Ann Mills	68.1 KB
Tahoe Planting Guide.pdf	Oct 29, 2020 by Mary Ann Mills	253.1 KB
Shasta County Planting Guide.pdf	Oct 29, 2020 by Mary Ann Mills	170.4 KB
Sierra Foothills Planting Guide.pdf	Oct 29, 2020 by Mary Ann Mills	37.2 KB
San Joaquin Valley Planting Guide.pdf	Oct 29, 2020 by Mary Ann Mills	4.7 MB
SLO County Planting Guide.pdf	Oct 29, 2020 by Mary Ann Mills	271.9 KB
San Joaquin and Sacramento County Planting Guide.pdf	Oct 29, 2020 by Mary Ann Mills	10.3 MB

Vegetable Planting Guide
for San Joaquin Valley Gardens


seed in a greenhouse or other protected area (e.g. coldframe, well lit window)
 seeding outside
 transplanting
 preferred time to plant & grow

	JAN	FEB	MAR	APR	MAY	JUN	JULY	AUG	SEP	OCT	NOV	DEC
<i>Artichoke (annual)</i>												
<i>Asian Greens</i>								●●●●●●●●				
<i>Asparagus*</i>												
<i>Basil</i>				●●●●								
<i>Beans, Snap</i>				●●●●●●●●								
<i>Beets</i>									●●●●●●			
<i>Broccoli & Gailan</i>					125% +	1/2						

<https://ucdavis.box.com/s/1ey9fpo384xpv7k2kbyq0af0w0hvja52>

Questions?



designed by  freepik



**Veronica
VanCleave-Hunt**
Butte Cluster
(Butte, Glenn, Sutter,
Colusa, and Yuba)



Abbi Marrs
San Luis Obispo and
Santa Barbara County



Katy Munniks
(Central Sierra Cluster)
Calaveras County



Chris Wong
Imperial County



Joni Samay
Tehama County



Shawnice Sellers
Shasta, Tehama and Trinity
County Supervisor

COVID-19 Garden Workgroup



Jocelyn Mobley
Butte Cluster



**Racquel
Fernandez**
San Joaquin County



William Easlea
San Fransisco and
San Mateo County



Itzel Palacios
Riverside County



Jona Pressman
Butte, Glenn, Colusa,
Sutter and Yuba



Susan Lafferty
Kings County



UNIVERSITY OF CALIFORNIA
Agriculture and Natural Resources

Third Place “Search for Excellence” Statewide MG program

UC Master Gardner Program of Santa Clara County

Aileen C. Trujillo

Santa Clara County Cluster

Background

Started Fall 2017

Location: Martial Cottle Park(MCP) in Santa Clara County

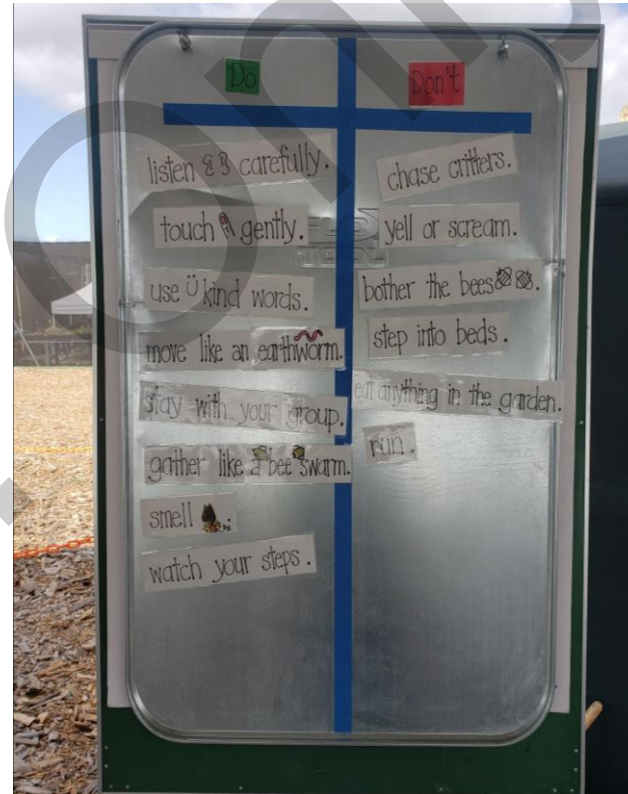
Goal: To promote food and science literacy by using edible gardens linked to California nutrition and science education standards through dynamic, outdoor lessons at the UC Master Gardener Community Education Center.



Partnership

CHFL consulted Master Gardeners on garden nutrition curriculum available to support MCP Field Trips

Educators supported qualifying schools on our site list by co-teaching stations




Garden Nutrition Education

Curriculum: TWIGS

Four Stations:

- Nutrition
- Plant Life Cycle
- Insect Anatomy
- Beneficial vs. Pest insects



Outcomes

Total of students reached: 600 students in the span of two years

For some students their visit to Martial Cottle Park is their first time in a garden or hearing about how plants and food grow.

Introducing students to the wonders of science and horticulture.



Future Plans

Santa Clara Master Gardeners hope to continue to provide MCP Field Trips

Currently in the process of making YouTube videos for each MCP teaching stations

CalFresh Healthy Living and Master Gardeners continue to collaborate on school garden projects



Thank You



PA Break

- <https://youtu.be/yQ-DIb3ikOk>

Ref. Only



UNIVERSITY
OF
CALIFORNIA

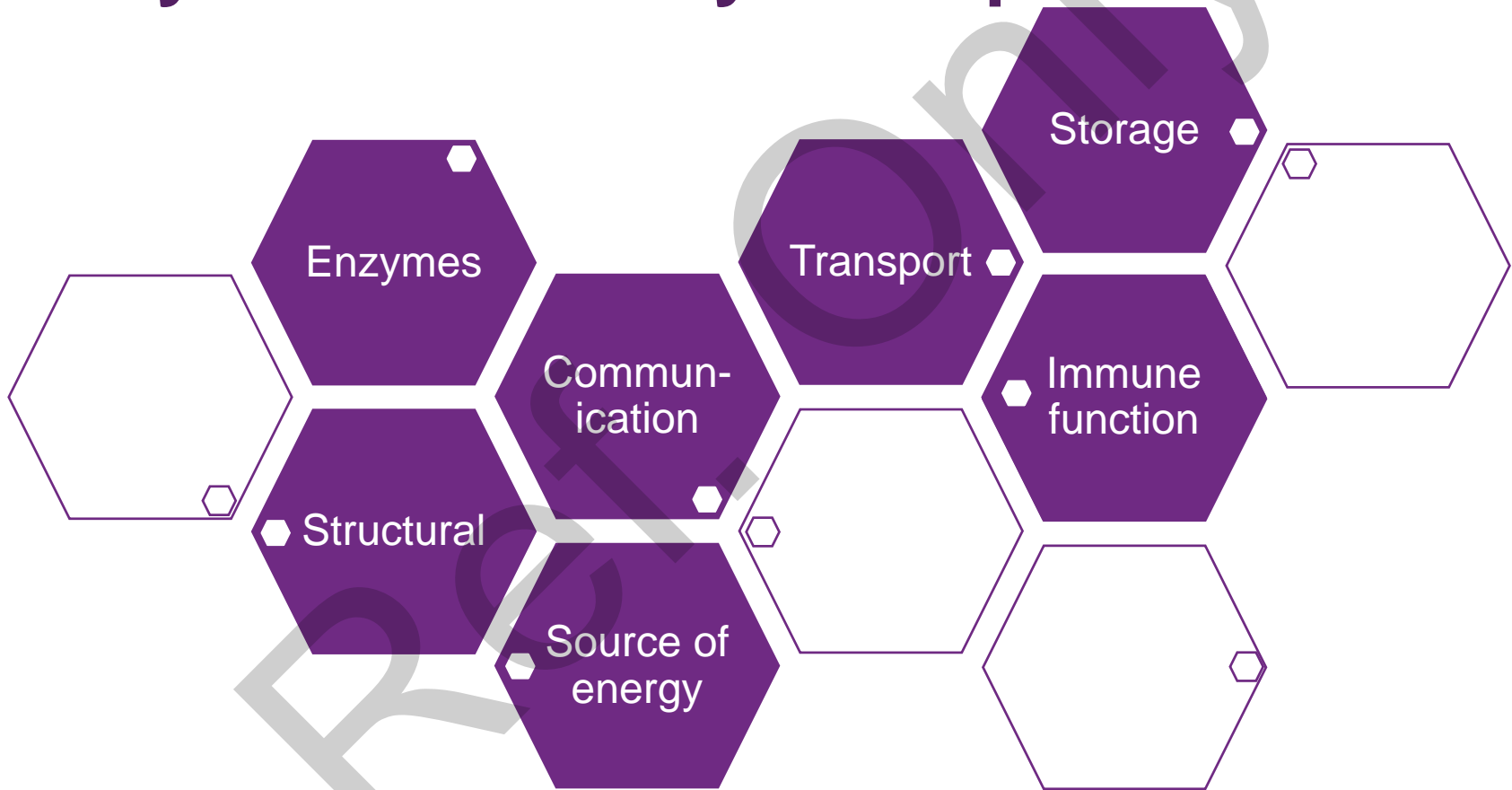
Nutrition Spotlight: Protein Requirements

Anna Jones, PhD
Assistant Project Scientist
CalFresh Healthy Living, UC State Office

What is protein?

- Nutrient that provides the body with amino acid building blocks used for many biological roles
- Broken down into amino acids and absorbed into the body, where it is used to create new proteins
- Amino acids that must be eaten are **essential amino acids**
- Amino acids that the body can make are **non-essential amino acids**
- Complete proteins contain all 9 essential amino acids in quantities to sustain the body's need

Why does the body need protein?



What are protein requirements for different ages and life stages?

Age (yr)	Male	Female
1-3	13 g	13 g
4-8	19 g	19 g
9-13	34 g	34 g
14-18	52 g	46 g
18>	56 g	46 g

Table based on Appendix 7-1 of the 2015-2020 Dietary Guidelines for Americans

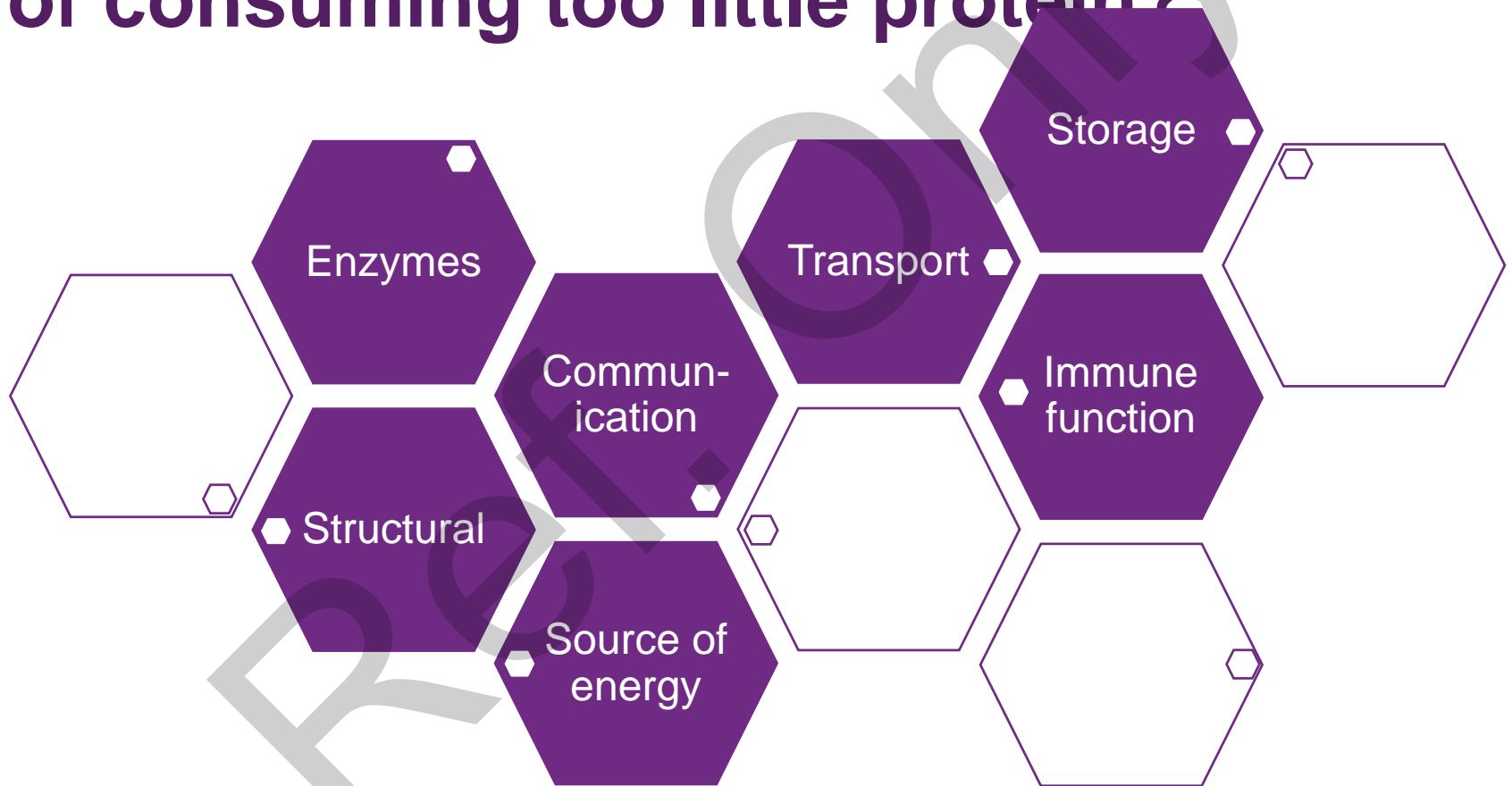
What are the potential consequences of consuming too little protein?

- Impaired development in infants and children
- Edema
- Intestinal problems
- Suppressed immune response
- Fatty liver
- Reduced muscle synthesis



Image by Bruno /Germany from Pixabay

What are the potential consequences of consuming too little protein?



Are there any groups at risk for low protein intake?

- Inefficient digestion/absorption of protein
- Increased need for protein
 - Growth
 - Pregnancy and lactation
 - Athletes
 - Older adults to prevent sarcopenia
 - Research suggests 1.5 g/kg may help maintain lean body mass



Image by Mabel Amber from Pixabay

Wolfe R et al. Clin Nutr. 2008;27(5):675-684. doi:10.1016/j.clnu.2008.06.008

Campbell WW, et al. J Gerontol A Biol Sci Med Sci. 2001;56(6):M373-M380. doi:10.1093/gerona/56.6.m373.

What are potential consequences of consuming too much protein?

- Overconsuming protein was associated with:
 - Disordered bone and calcium homeostasis
 - Disordered renal function
 - Increased cancer and coronary artery disease risk
 - Altered microbiome composition
- Increases demand on kidneys to excrete excess nitrogen
- Overconsumption of calories



Delimaris I. ISRN Nutr. 2013;2013:126929. doi:10.5402/2013/126929.

Are the additional considerations for vegetarians and vegans?

- Most plant-based proteins do not contain all essential amino acids in concentrations required by the body
- Important to consume foods with complementary amino acid profiles
 - E.g. beans and rice; peanut butter and whole grain bread
- Dietary Guidelines for Americans 2015-2020 Healthy Vegetarian Eating Pattern emphasizes eggs, legumes, soy foods, and nuts and seeds.



Photo by Tijana Drndarski on Unsplash

How do protein needs differ for athletes?

- Athletes have an increased protein need
 - Strength and power athletes: 1.4-1.8 g/kg per day
 - Endurance athletes: 1.2-1.4 g/kg per day
- International Society of Sports Nutrition recommends healthy, exercising individuals consume protein:
 - Before and after resistance exercise
 - Evenly across the day
 - In whole foods and supplementation



Photo by Steven Lelham on Unsplash

Jäger R, Kerksick CM, Campbell BI, et al. J Int Soc Sports Nutr. 2017;14:20. doi:10.1186/s12970-017-0177-8.

Thank You

Adapted from *Protein Requirements Professional Nutrition and Health Information Sheet* by Kristen James, available at: <https://nutrition.ucdavis.edu/outreach/nutr-health-info-sheets/pro-protein-requirements>



State Office Updates



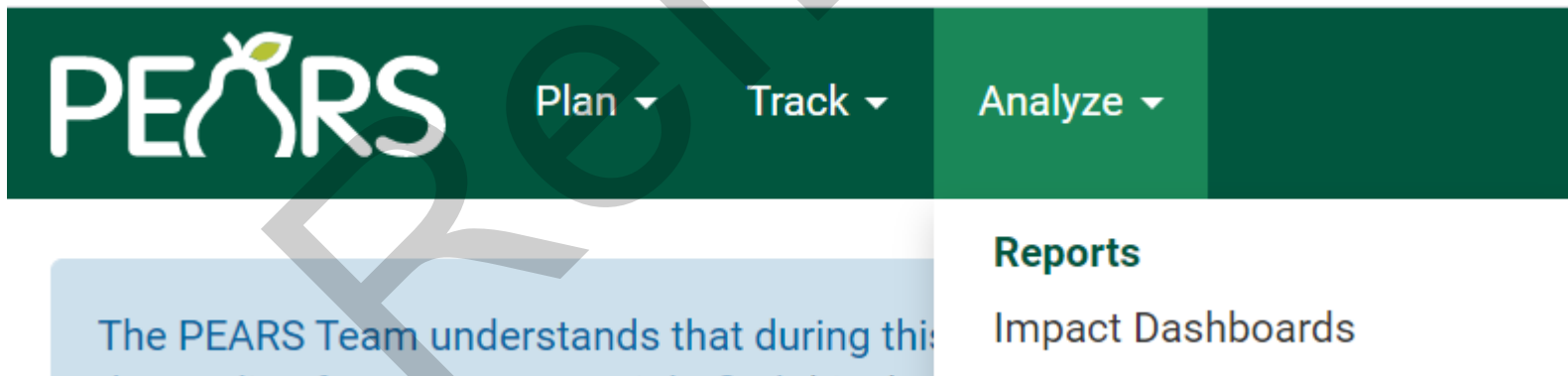
California's CalFresh Healthy Living, with funding from the United States Department of Agriculture's Supplemental Nutrition Assistance Program – USDA SNAP, produced this material. These institutions are equal opportunity providers and employers. For important nutrition information, visit www.CalFreshHealthyLiving.org.



December 1, 2020	First draft due to State Office <ul style="list-style-type: none">• <u>FY20 Annual Report Narrative</u>• <u>FY20 SNAP shot with Actuals added</u>• <u>FY20 County/Cluster profile</u> <p>Please save the file in Box in your county/cluster Annual Report Folder.</p>
December 18, 2020	Feedback – State Office County Contacts provide feedback on versions by adding comments into the files saved in Box
January 20, 2021	Final version Due to State Office <ul style="list-style-type: none">• FY20 Annual County Report Narrative• FY20 SNAP Shot with Actuals• FY20 County/Cluster Profile

Section B: Summary FFY2020 Program Activities from PEARS

- Per the instructions, you can paste directly into your report or include as an attachment the FFY2020 PEARS summary data provided by the State Office:
 - Tables Direct Education, Indirect Education, Partnerships, Coalitions, and 3 of the PSE tables
- The information for two of the graphics (PSE stages and PSE changes adopted) can be obtained from the PEARS Impact Dashboard found under the Reports drop down.



Playground Stencil Project Requests during 2020-21 School Year

Required: Site must be trained in CATCH before request will be considered


State Office questions during 2020-21 school year:

- Have any teachers at this site been CATCH trained?
- Have CFHL, UCCE staff received approval from their County Director/Leadership to provide in-person services?
- What type of safety measures/protocols will be put in place for CFHL, UCCE when completing this stencil project at the site?
- When students return on-campus, what are the plans to conduct PE/recess while following state and local guidelines for social distancing?



Questions continued...

- When is the school anticipating students will return to campus?
- What is the school requesting assistance with? Labor, supplies, paint?
- What can the school contribute (volunteers if allowable with COVID-19 protocols, supplies, etc.)?
- How will the stencil project support nutrition and PA programming?
- Any thoughts around how this stencil project can assist with any new protocols that may be put in place upon student's return such as physical distancing and no sharing of equipment?



K-12 Teacher Needs Assessment **Email Template and Survey**

Created by COVID-19 Schools Workgroup

Email Purpose: suggested language to teacher extenders letting them know that CFHL, UC is continuing to offer nutrition and physical activity education including new distance learning lessons.

- link to a teacher support survey (11 questions)

Survey Purpose: help determine how we can best serve teachers and their students in this new distance learning environment.

FFY 2021 Budget Adjustment Request (BAR) Submission Dates

- Below are the deadlines for submitting BARs to the CFHL, UC State Office for the FFY 2021 year:

BAR due to CFHL, UC State Office	BAR due to CDSS
COB Thursday, January 7, 2021	COB Thursday, January 21, 2021
COB Friday, May 7, 2021	COB Friday, May 21, 2021
Submit as soon as possible	Immediate Need

- Virtual Equipment Needs during COVID-19 – CFHL, UCCE counties may submit BARs to purchase equipment and supplies to support program delivery and virtual learning. These items must be approved in advance by CDSS through the BAR process.

Questions? Contact:
Lindsay – lmhamasaki@ucdavis.edu
[Your CFHL, UC State Office County Contact](#)

FFY 2021 Budget Automation Feedback Survey

- The CalFresh Healthy Living Team at CDSS has created a feedback survey for the Automated Budget Form experience for FFY 2021.
- Estimated time: 10 minutes
- **Responses requested by COB on Friday, November 20, 2020.**
- Survey Link: <https://www.surveymonkey.com/r/W9D3TL3>

Questions? Contact:

CDSS CalFresh Healthy Living Team – CalFreshHealthyLiving@dss.ca.gov.



CDSS LIA COVID-19 Staff Redirection Survey Table

- Completion of the [CDSS LIA COVID-19 Staff Redirection Survey Table](#) is still **required**, even if staff have not been redirected.
 - Moving forward, each LIA will be required to complete their respective section in the survey table on a **quarterly basis** and indicate the number of FTEs that have been redirected.

COVID-19 Reporting Periods		2021 Due Dates
FFY 2021 Q1	OCT 1–DEC 31	JAN 29
FFY 2021 Q2	JAN 1–MAR 31	APRIL 30
FFY 2021 Q3	APR 1–JUN 30	JULY 30
FFY 2021 Q4	JUL 1–SEP 30	OCT 29

- **Indicate with a zero (0) if no FTEs have been redirected.**
- **Complete the October, November and December 2020 sections of the survey by Friday, January 29, 2021**

Questions? Contact:
Kamal – kjkhaira@ucdavis.edu
Lindsay – lmhamasaki@ucdavis.edu

What's Up? Wednesday – tomorrow!

November 18, 2020

10-11 AM

Guidelines for Online Education – Updates!

Recruiting participants and volunteer teachers

Increasing learner engagement during online classes

Distance learning – stories from the field

Log-in information sent by e-mail –

and on the CFHL, UC online Training Calendar

IWP Revision Process Guidance

The CFHL, UC State Office is recommending waiting to make any revisions to the IWP until the official revision period opens in early January.

- Counties will be able to make changes to their IWPs for FFY21 and FFY22. The FFY21 changes will reflect COVID-19 impacts, but should remain significant - high-level. Do not delete work.
- Begin considering the type of revisions you will make to your IWP.
- The SO will be sending out a survey to county programs to gain an understanding of what types of revisions counties are planning; FAQ document will be developed and posted to the website.
- [LIA IWP Revision Process Guide](#)

Please contact Mary Ann Mills mamills@ucdavis.edu and Andra Nicoli amnicoli@ucdavis.edu with any questions.

CFHL, UC in Action! Timeline

Located on the COVID-19 Resources Webpage:
<https://uccalfresh.ucdavis.edu/covid-19>

[Direct Link to the Timeline](#)

Thank you!

Next Town Hall: January 19, 2021



Image Source: [Gellinger](#) via Pixabay/ CC0